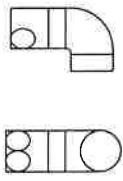


424 GALLON
PRETREAT
TANK "A"
AT WATER LEVEL

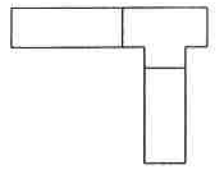
TOP PLAN

Side View End View

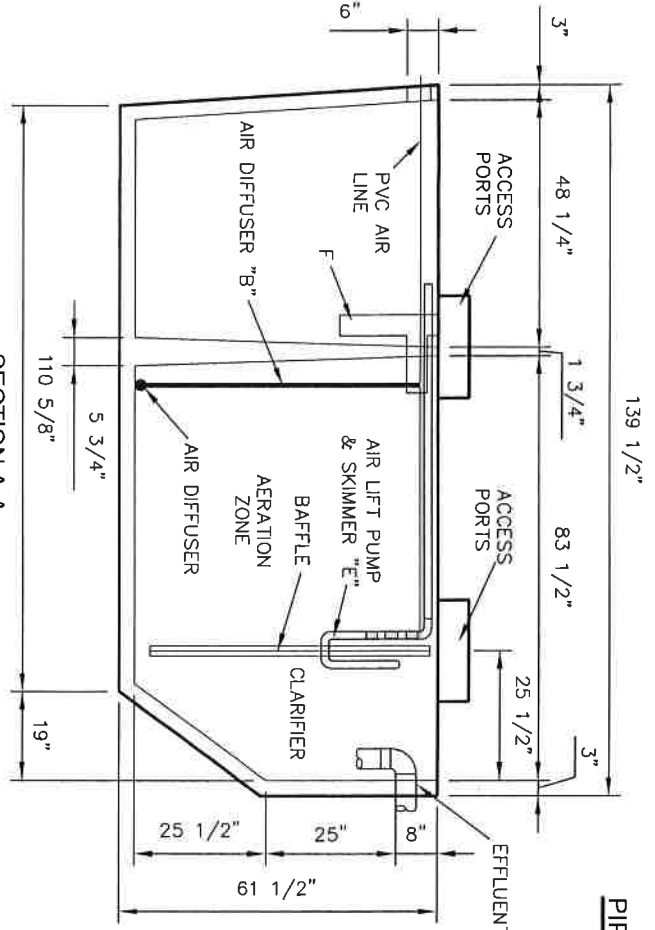
DETAIL "D"



F DETAIL BAFFLE

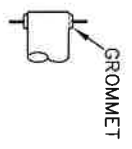


AIR DIFUSER "B"

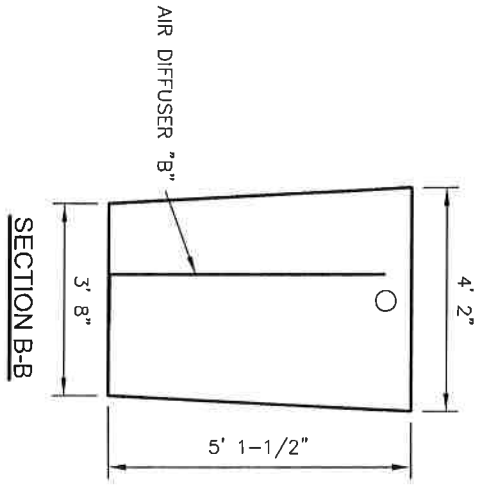


**SECTION A-A
TANK "A"**

PIPE INSTALLATION



1. All Measurements are as indicated.
2. Outside Dimension is determined by Tank Material.
3. Concrete Tanks have 3" thick walls.
4. Fiberglass thickness will be indicated on fiberglass drawings.



SECTION B-B